

# WINDOW SURROUNDS

Trim Solutions provides high-quality PVC window surrounds with a multitude of design options. Your choices range from the simplicity of flat casing, picture-framed surrounds to the flourish of crown mantels with historic sills. Install in minutes, not hours, with our patented continuous nailing flange. This hidden-fastener system conceals all fasteners behind your siding, leaving the face of your trim clean and free of fasteners, caulk or filler, significantly limiting future failure due to weather. Our window surrounds are easy to install and will transform the look of your house from ordinary to elegant.



**WS-1**  
5/4 x 3-1/2'  
casing  
historical sill



**WS-2**  
5/4 x 3-1/2'  
casing  
picture frame



**WS-3**  
5/4 x 3-1/2'  
casing  
historical sill  
and  
backband  
moulding



**WS-4**  
5/4 x 3-1/2'  
casing  
picture  
frame with  
backband  
moulding



**WS-5**  
5/4 x 3-1/2'  
casing  
8" mantel,  
crown and  
cap picture  
frame



**WS-6**  
5/4 x 3-1/2'  
casing  
8" mantel,  
crown and  
cap picture  
frame with  
keystone



**WS-9**  
5/4 x 3-1/2'  
casing  
8" mantel  
crown & cap  
historical sill



**WS-10**  
5/4 x 3-1/2'  
casing  
8" mantel  
crown & cap  
historical sill  
keystone



**WS-7**  
5/4 x 3-1/2'  
casing  
8" mantel,  
crown and  
cap picture  
frame with  
dentil



**WS-8**  
5/4 x 3-1/2'  
casing  
8" mantel,  
crown and  
cap picture  
frame with  
keystone  
and dentil

## WINDOW SURROUNDS



**WS-11**  
5/4 x 3-1/2"  
casing 8"  
mantel,  
crown and  
cap with  
historical sill  
and dentil



**WS-12**  
5/4 x 3-1/2"  
casing  
8" mantel,  
crown and  
cap with  
historical sill,  
keystone  
and dentil



**WS-13**  
Brick mould  
casing with  
historical sill



**WS-14**  
Brick mould  
casing  
picture  
frame



**WS-15**  
5/4 x 3-1/2"  
casing with  
historical sill,  
no head



**WS-16**  
5/4 x 3-1/2"  
casing  
picture  
frame,  
no head




### PATENTED HIDDEN-FASTENING SYSTEM

Face nailing means creating a hole that is unsightly and a moisture risk. You have to caulk or fill it, sand it and paint it. With our patented hidden fastener system, you avoid the risk — and the follow-up work — created by face nailing. By screwing or nailing along your trim's installation flange, you will ultimately conceal all fasteners with your siding, giving water no place to seep in, and leaving no holes to fill. That's a Trim Solutions exclusive.



# DOOR SURROUNDS

Your front door sets the tone for guests and establishes your home's aesthetics. Trim Solutions door surrounds provide design options that will give your house personality and distinction. Select from a variety of pre-assembled door surrounds that can include mantels with crown and cap and you can even add a keystone for more effect. Plain or fluted pilasters can change your front entry to just plain elegant. With no face nailing and an optional built-in "J" channel, our door surrounds are easy to install and maintenance free.



DOOR SURROUNDS



**DS-5**  
8" plain pilasters  
8" mantel  
crown & cap



**DS-6**  
8" plain pilasters  
8" mantel  
crown & cap  
keystone



**DS-1**  
8" fluted  
pilasters,  
8" mantel  
with crown  
and cap



**DS-2**  
8" fluted  
pilaster,  
8" mantel  
with crown  
and cap and  
keystone




**DS-9**  
5/4 x 3-1/2"  
casing



**DS-10**  
5/4 x 3-1/2"  
casing with  
8" mantel,  
crown & cap



**DS-3**  
8" fluted  
pilasters,  
8" mantel  
with crown  
and cap  
and dentil



**DS-4**  
8" fluted  
pilasters,  
8" mantel  
with crown  
and cap,  
keystone  
and dentil



**DS-7**  
8" plain  
pilasters  
8" mantel  
with crown  
and cap and  
dentil




**DS-8**  
8" plain  
pilasters  
8" mantel  
with crown  
and cap,  
keystone  
and dentil



**NOW WASTE**

Every Trim Solutions product is custom-made in our facility and delivered to you packaged and ready to install. That means no cutting on the job site, and no material waste to dispose of.





# COLUMNS

Installation of our 3 & 1 columns is so quick and effortless, a novice installer will look like a pro at the end of the day (and a pro can go even faster). Your columns will arrive with three sides welded together from the factory, allowing you to simply slip the three-sided column around the existing column support and complete the job by easily affixing the fourth side. As with all Trim Solutions products, you have several styles to choose from to achieve the architectural style that best suits your home.